

# HowTo – VirtualBox in Ubuntu 9.10

## Introduction

These screenshots describe setting up a virtual machine (Windows XP Pro Guest running on Ubuntu 9.10 host). Having installed VirtualBox (see Virtualization Notes) it can be opened from:

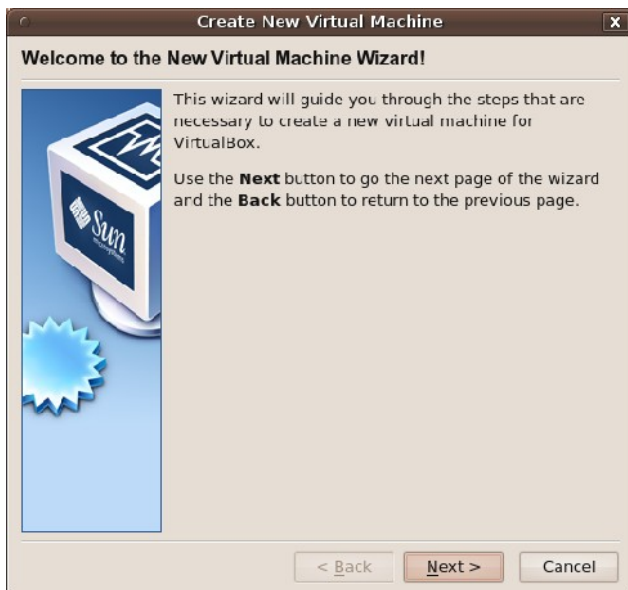
Applications > System Tools > Sun VirtualBox

Agree the licence. Registration is optional.



## Creating a new Virtual Machine

Click 'New' to start the 'Create New Virtual Machine' Wizard.

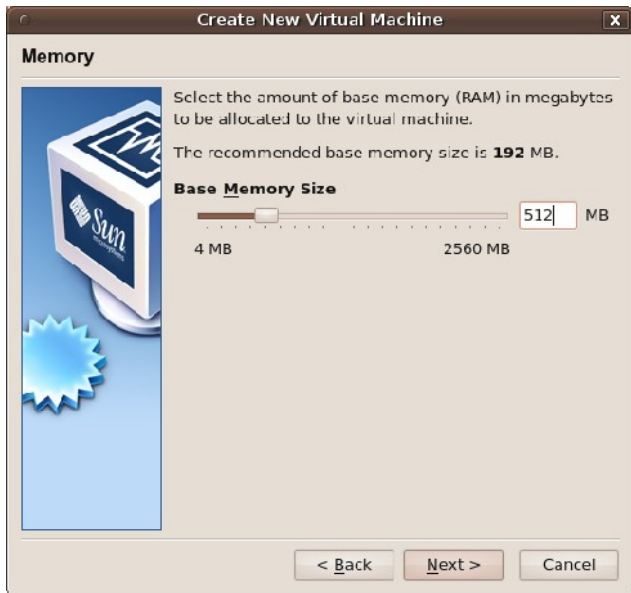


## HowTo – VirtualBox in Ubuntu 9.10

Specify a virtual machine name and operating system type.



Specify an amount of RAM to dedicate to this virtual machine when it is running.

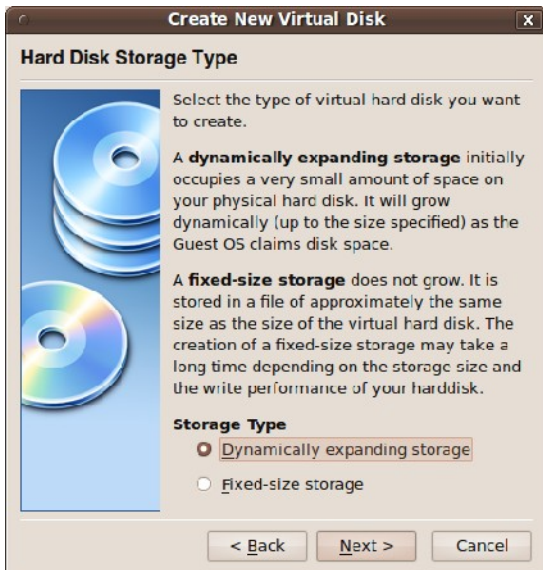


# HowTo – VirtualBox in Ubuntu 9.10

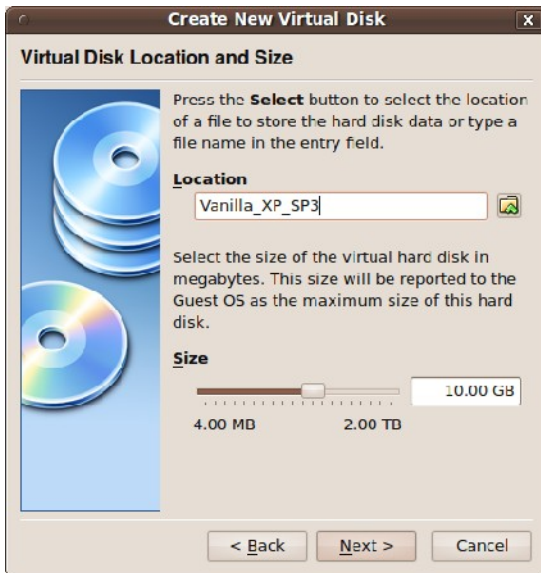


Press 'New' to start the 'Create New Virtual Disk' Wizard.

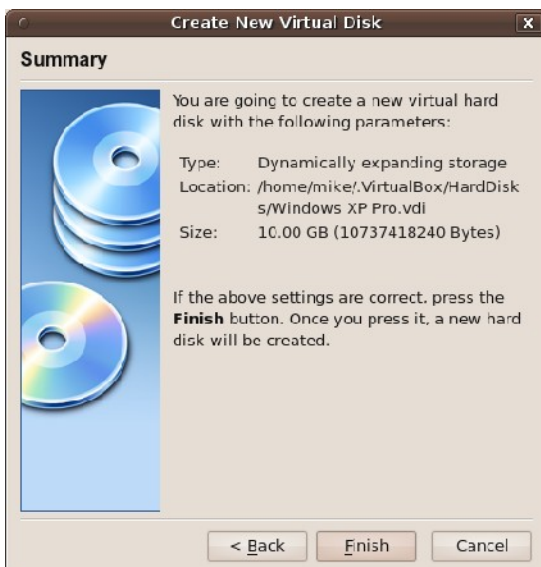
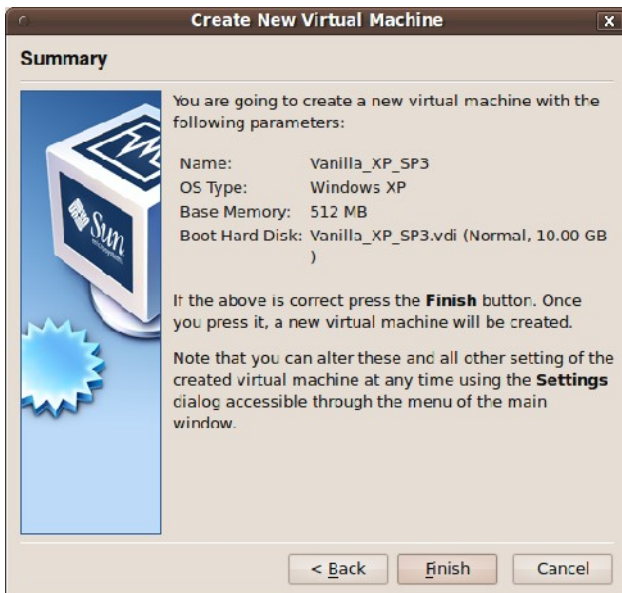
## Creating a new disk image



## HowTo – VirtualBox in Ubuntu 9.10

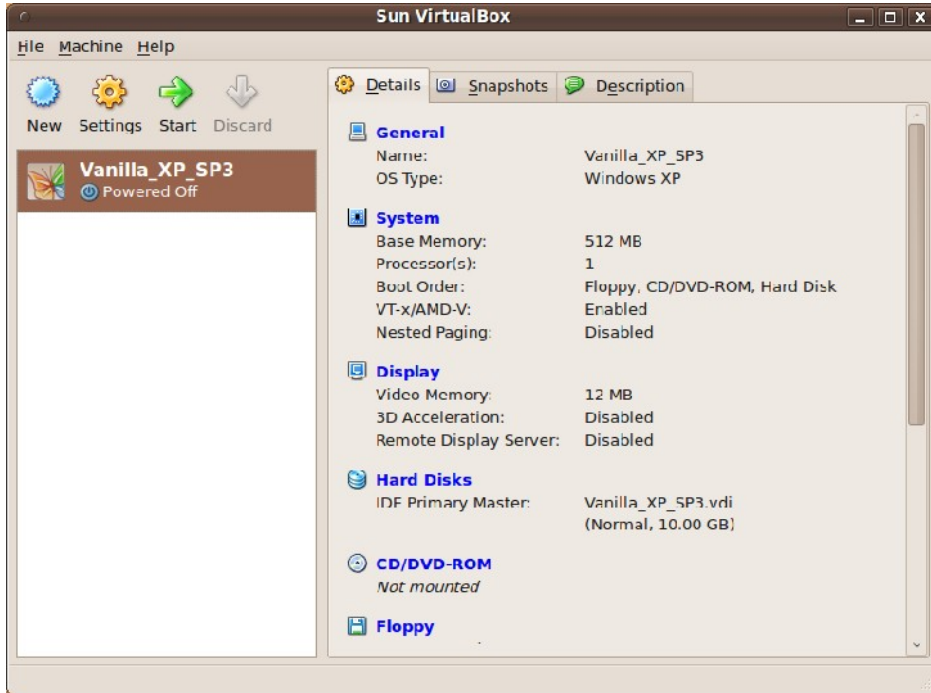


Back in the 'Create New Virtual Machine' Wizard, summary page is then shown..



# HowTo – VirtualBox in Ubuntu 9.10

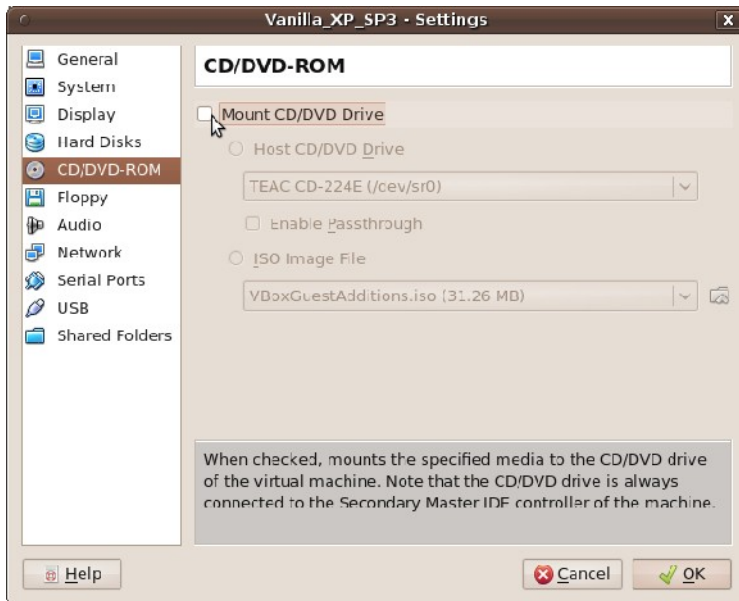
Details page shows the settings for this Virtual Machine.



## Attaching a CDROM image

Click on CD/DVD-ROM in the Details tab.

Tick 'Mount CD/DVD Drive'

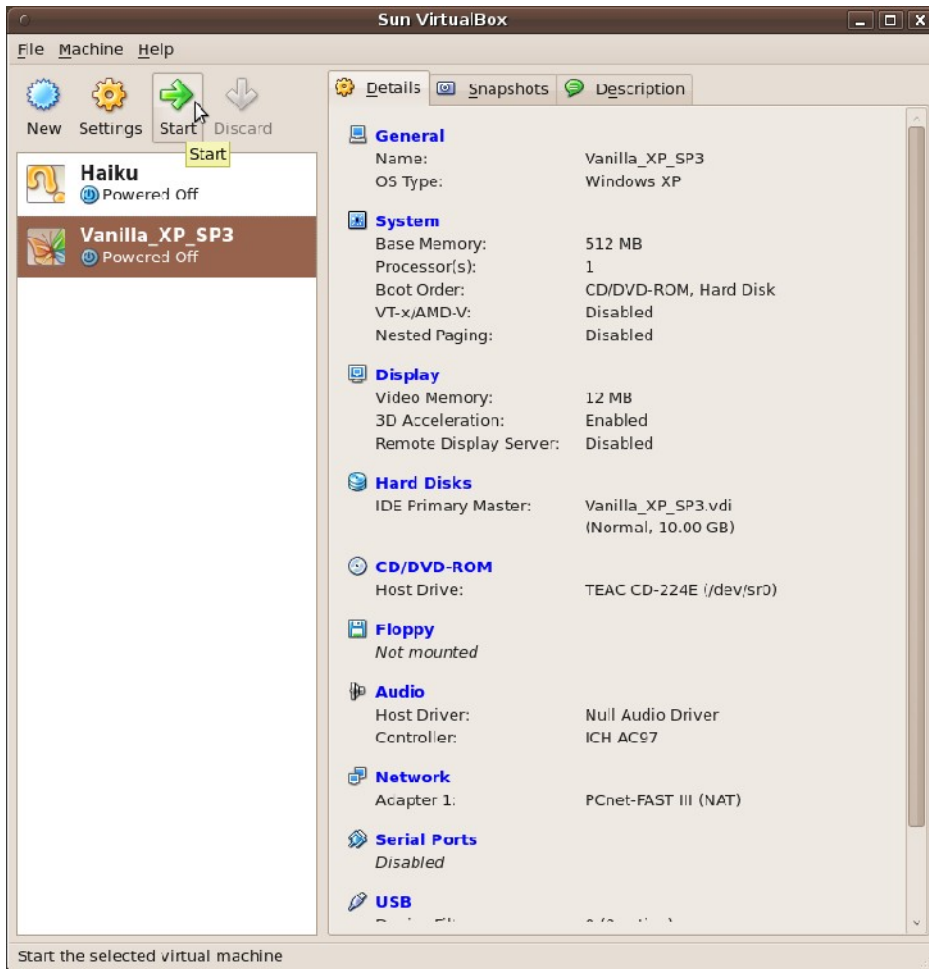


*Note the helpful notes at the bottom of this window*

# HowTo – VirtualBox in Ubuntu 9.10

## Starting the emulator

Boot up the VM using the 'Start' button and insert Windows XP CD in the CD drive.



*(This is an actual screenshot from the demonstration machine.)*

The VM boots, a window opens and a normal Windows XP install starts within it.

## Guest Additions

If you have installed the PUEL version of VirtualBox, once the Windows OS has been installed and is running, you can return to the CD/DVD ROM window and install the Guest Additions, which Sun has kindly linked to the ISO image area. Click on the ISO image file radio button, and install them.

*(Note that the User Manual states 'Install in Safe Mode' for experimental DirectX 3D acceleration to work.)*

**NB** Guest additions are only available for MS Windows Guests.

*Based on the Ubuntu Community Documentation entry by Jack Wasey,  
<https://help.ubuntu.com/community/VirtualBox/FirstVM>  
with screenshots updated to the latest versions of VirtualBox and Ubuntu.*